

# THE REAL BEAUTY OF TREATED ENGINEERED WOOD

Product Guide & Specifications







Top: LP SmartSide Lap, Trim and Fascia | Middle: LP SmartSide Lap, Cedar Shakes (straight), Trim and Fascia | Bottom: LP SmartSide Lap, Trim and Fascia



---

Product Guide & Specifications





*Featured: LP SmartSide Cedar Shakes (staggered), Panel (Board and Batten), Soffit, Trim and Fascia*

# 01

## The Beauty Of Treated Engineered Wood

|                  |    |
|------------------|----|
| Durability       | 03 |
| Beauty           | 05 |
| Workability      | 07 |
| Sustainability   | 09 |
| Strand Vs. Fiber | 11 |

# 13

## LP® SmartSide® Lap Siding

|                     |    |
|---------------------|----|
| Cedar Texture Lap   | 15 |
| Cedar Shakes        | 16 |
| 12" Bold Profiles   | 17 |
| 16" Bold Profiles   | 18 |
| Colonial Beaded Lap | 19 |
| Smooth Lap          | 20 |

# 23

## LP SmartSide Panel Siding

|                        |    |
|------------------------|----|
| Cedar Texture Panel    | 25 |
| Stucco Panel           | 27 |
| Smooth Panel           | 28 |
| Reverse Board & Batten | 29 |

# 31

## LP SmartSide Trim & Fascia

|                 |    |
|-----------------|----|
| Cedar Trim      | 33 |
| Reversible Trim | 34 |

# 37

## LP SmartSide Soffit

|                      |    |
|----------------------|----|
| Cedar Texture Soffit | 39 |
| Vented Soffit        | 40 |
| Smooth Soffit        | 41 |

# 43

## Applications

|                            |    |
|----------------------------|----|
| New Home                   | 43 |
| Remodel                    | 44 |
| Outdoor Building Solutions | 45 |
| Light Commercial           | 46 |



# ENGINEERED TO IMPRESS

With more than 18 years of successful performance, it's easy to see why LP® SmartSide® is one of the fastest-growing brands of siding materials in the U.S.

## A Pioneer Of Change

LP SmartSide is redefining traditional building materials with treated engineered wood products that are designed to offer game-changing durability, beauty and workability. It's a building industry leader in a category that is shaping the way homes, outdoor building structures and light commercial properties are being built.

See the innovation that goes into making LP SmartSide products at [youtube.com/lpsmartside](https://www.youtube.com/lpsmartside).





# STRENGTH IS AT THE CORE

LP® SmartSide® products are built with bold innovations that make them stronger and longer-lasting than traditional wood trim and siding. It's a material that boasts clear durability advantages when compared to vinyl and fiber cement cladding.



## A Natural Defense Against Nature

SmartGuard® helps LP SmartSide products withstand extreme temperatures, heavy humidity, arctic freeze thaws and everything in between. It's a process that treats our products to the core with four components of protection that add strength and resist fungal decay and termites.





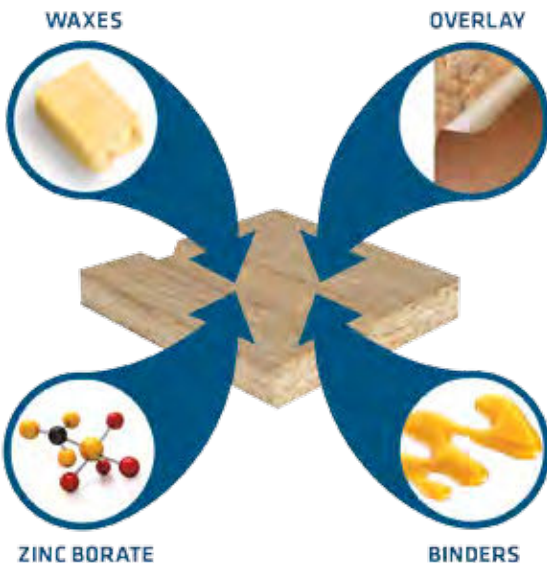
LP® SmartSide®  
**5/50**  
**YEAR**  
LIMITED  
WARRANTY

### A Warranty That Builds Trust

LP has your back with an industry-leading warranty that offers exceptional peace of mind for you and your customers.

\* For complete warranty details visit [LPSmartSide.com](http://LPSmartSide.com)

### Four Components of Protection



### Give It Your Best Shot

LP SmartSide products withstand impact from airborne debris and everyday bumps better than vinyl and fiber cement siding. That means fewer callbacks for repairs and happier homeowners. See how LP SmartSide is made at [youtube.com/lpsmartside](http://youtube.com/lpsmartside).



LP SmartSide



Fiber Cement



Vinyl



A custom log cabin with cedar shingle siding and stone accents, set in a forest. The cabin features a gabled roof with dark trim, a stone fireplace, and a wooden door. The text "STAND OUT WITH YOUR OWN CUSTOM LOOK" is overlaid in large white letters.

# STAND OUT WITH YOUR OWN CUSTOM LOOK





## Picture Perfect

LP® SmartSide® products offer homeowners the bold look of their signature cedar-grain texture in profiles that are always in style. It's been the siding of choice for more than 18 years for homeowners who want uncompromising quality and distinctive curb appeal.

Choose your style. Choose your colors. Get the look you want. That's the beauty of working with treated engineered wood trim and siding. LP SmartSide products offer you the versatility to achieve stunning results with ease. Whether you're building a traditional craftsman or a modern masterpiece, LP SmartSide is a beautiful choice.






**WORKS  
THE WAY  
WOOD IS  
SUPPOSED  
TO**







LP® SmartSide® treated engineered wood siding cuts out the time you spend dealing with warped and split pieces. Virtually every piece is straight and ready to use. Plus, you'll get lengths up to 16' for fewer seams and less waste to haul off the site.

### Makes Building Easier

LP SmartSide trim and siding cuts with standard woodworking tools, unlike fiber cement cladding that requires expensive diamond blades.

LP SmartSide products are lightweight, resist breakage during handling and make installation incredibly easy. Plus all LP SmartSide products come pre-primed and ready to paint to help you save time.

### LP Has Workability Nailed

- Works and cuts like traditional wood
- Lightweight, easy to carry, less breakage
- Longer lengths, fewer seams, less waste

Watch our Building Science videos to see how LP SmartSide makes treated engineered wood products last longer at [youtube.com/lpsmartside](https://www.youtube.com/lpsmartside).



# GROW WITH US

## A Smart Choice For Our Planet

LP® SmartSide® is a must-have material to help builders qualify for green building programs. Plus, many homeowners and building owners are demanding sustainable products that have minimal impact on our environment.







We're not just building for the future, we're helping to protect it by actively investing in reforestation and preserving wildlife habitats.

### Naturally Sustainable

The LP SmartSide manufacturing process begins with wood, a renewable resource, grown and gathered under strict Sustainable Forestry Initiative® standards. We source fast-growing trees and use 99% of the log for either the product or the fuel to make it. Plus, all binding agents and resins are low-emitting and safe for children and pets.

### Responsibly Made With Wood

- Responsibly made with a renewable resource – wood
- 99% of the log is used
- No added formaldehyde
- Qualifies for green building programs

Learn more about LP's environmental programs at [LPCorp.com](https://www.lpcorp.com).



**THE  
BEAUTIFUL  
DIFFERENCE  
BETWEEN**

**FIBER AND  
STRAND  
PRODUCTS**




LP® SmartSide® products are available in two similar types of treated engineered wood substrates to achieve distinctly different looks.

Both treated engineered strand and treated engineered fiber substrates incorporate our proprietary SmartGuard® process to enhance strength and offer protection against termites and fungal decay. However, strand substrates are better suited to create deep wood-grain textures, and fiber substrates are ideal for smooth finishes.



### Treated Engineered Strand Substrate

- Treated with the SmartGuard process
- Best substrate for deep cedar-grain texture
- Excellent resistance to warping, splitting and cupping
- Offers superior impact resistance
- LP's 5/50 year limited warranty\*



### Treated Engineered Fiber Substrate

- Treated with the SmartGuard process
- Best substrate for a smooth finish
- Excellent resistance to warping, splitting and cupping
- Superb design versatility
- LP's 5/50 year limited warranty\*

# GET THE TIMELESS LOOK OF WOOD LAP

## Traditional, Bold, Subtle, Daring, Modern

Create the look you want with a versatile selection of LP SmartSide products. Easy to install and engineered to stand up to extreme weather, LP SmartSide lap siding is a natural, durable choice for buildings in any region. Plus, it's the perfect companion cladding for structures partially finished in stucco, stone and brick.





*Featured: LP SmartSide Lap, Panel, Trim and Fascia*



*Featured: LP SmartSide Cedar Shakes (reversible staggered and straight)*



*Featured: LP SmartSide Lap, Cedar Shakes (staggered), Trim and Fascia*



*Featured: LP SmartSide Lap, Cedar Shakes (straight), Trim and Fascia*


# Cedar Texture Lap

## The Bold Look Of Cedar Without Many Of The Worries

- One of the most durable lap siding options in the market today
- 16' length can result in faster installation and fewer seams
- Up to 33% fewer seams than traditional 12' siding
- Pre-primed for exceptional paint adhesion
- Self-aligning SmartLock™ option installs faster and more efficiently
- Treated engineered wood strand substrate
- APA-certified lap siding

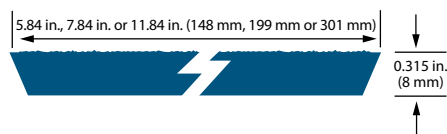
Also available in fiber substrate.

- CPA-certified lap siding
- Treated engineered wood fiber substrate

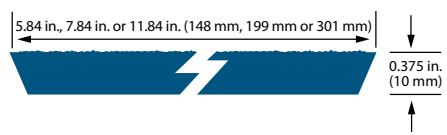


Cedar texture

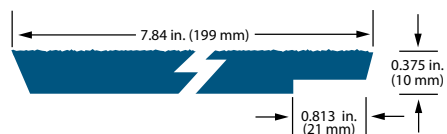
### 38 Series Cedar Lap (strand)




### 76 Series Cedar Lap (strand)



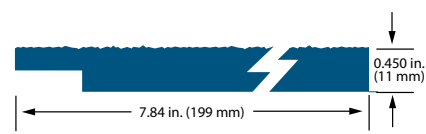
### 76 Series SmartLock Cedar Lap (strand)



### 76 Series Cedar Lap (fiber)



### 120 Series Self-Aligning Cedar Lap (fiber)



| DESCRIPTION                                | LENGTH                   | ACTUAL WIDTH       | ACTUAL THICKNESS  | PID NUMBER |
|--|--------------------------|--------------------|-------------------|------------|
| 38 Series Cedar Lap (strand)               | 16ft. (192 in.)(4877 mm) | 5.84 in. (148 mm)  | 0.315 in. (8 mm)  | 25796      |
|  | 16ft. (192 in.)(4877 mm) | 7.84 in. (199 mm)  | 0.315 in. (8 mm)  | 25797      |
|  | 16ft. (192 in.)(4877 mm) | 11.84 in. (301 mm) | 0.315 in. (8 mm)  | 25799      |
| 76 Series Cedar Lap (strand)               | 16ft. (192 in.)(4877 mm) | 5.84 in. (148 mm)  | 0.375 in. (10 mm) | 25785      |
|  | 16ft. (192 in.)(4877 mm) | 7.84 in. (199 mm)  | 0.375 in. (10 mm) | 25786      |
|  | 16ft. (192 in.)(4877 mm) | 11.84 in. (301 mm) | 0.375 in. (10 mm) | 25787      |
|  | 16ft. (192 in.)(4877 mm) | 11.84 in. (301 mm) | 0.375 in. (10 mm) | 25925      |
| 76 Series Cedar Lap (fiber)                | 16ft. (192 in.)(4877 mm) | 5.84 in. (148 mm)  | 0.375 in. (10 mm) | 25922      |
|  | 16ft. (192 in.)(4877 mm) | 7.84 in. (199 mm)  | 0.375 in. (10 mm) | 25923      |
|  | 16ft. (192 in.)(4877 mm) | 9.47 in. (241 mm)  | 0.375 in. (10 mm) | 25924      |
|  | 16ft. (192 in.)(4877 mm) | 11.84 in. (301 mm) | 0.375 in. (10 mm) | 25925      |
| 76 Series SmartLock Cedar Lap (strand)     | 16ft. (192 in.)(4877 mm) | 7.84 in. (199 mm)  | 0.375 in. (10 mm) | 30317      |
| 120 Series Self-Aligning Cedar Lap (fiber) | 16ft. (192 in.)(4877 mm) | 7.84 in. (199 mm)  | 0.450 in. (11 mm) | 25905      |

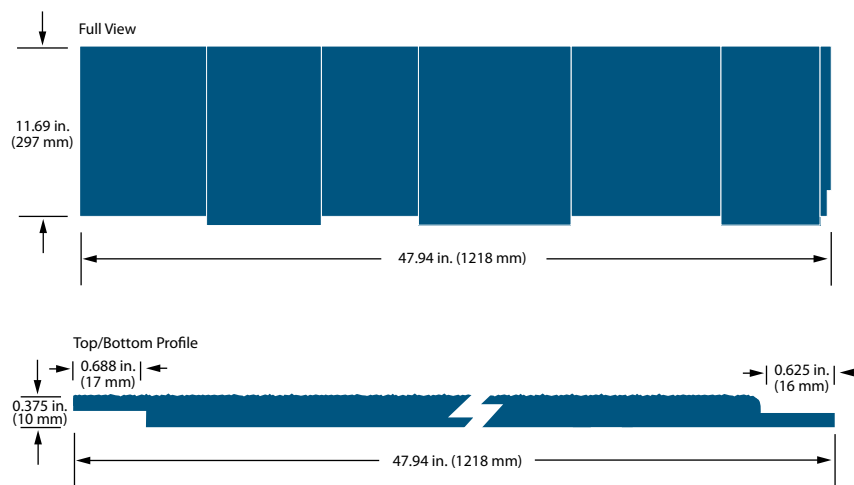


# Cedar Shakes

## The Luxurious Appeal Of Cedar

- The look of real cedar with easy installation and maintenance over time
- Staggered edges offer a lively, textured effect
- Can be used on all exterior walls or as a decorative accent with any substrate
- Shiplap ends for seamless appearance
- Treated engineered wood fiber substrate
- Reversible staggered or straight edge offers exceptional design versatility

### Cedar Shakes (fiber)



| DESCRIPTION          | LENGTH              | ACTUAL WIDTH       | ACTUAL THICKNESS  | PID NUMBER |
|----------------------|---------------------|--------------------|-------------------|------------|
| Cedar Shakes (fiber) | 47.94 in. (1218 mm) | 11.69 in. (297 mm) | 0.375 in. (10 mm) | 28541      |



Cedar texture



Staggered



Straight

# 12" Bold Profiles

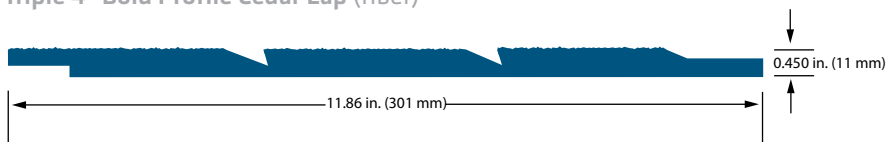
## Genuine Detail

- Distinctive Triple 4" and Double 5" profiles
- Shiplap edges make it easier to level and apply
- Pre-primed for exceptional paint adhesion
- 16' length can result in faster installation and fewer seams
- Treated engineered wood fiber substrate

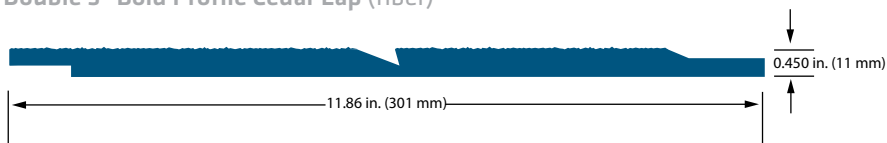


Cedar texture

### Triple 4" Bold Profile Cedar Lap (fiber)



### Double 5" Bold Profile Cedar Lap (fiber)



| DESCRIPTION                              | LENGTH                   | ACTUAL WIDTH       | ACTUAL THICKNESS  | PID NUMBER |
|--|--------------------------|--------------------|-------------------|------------|
| Triple 4" Bold Profile Cedar Lap (fiber) | 16ft. (192 in.)(4877 mm) | 11.86 in. (301 mm) | 0.450 in. (11 mm) | 25906      |
| Double 5" Bold Profile Cedar Lap (fiber) | 16ft. (192 in.)(4877 mm) | 11.86 in. (301 mm) | 0.450 in. (11 mm) | 25907      |



# 16" Bold Profiles

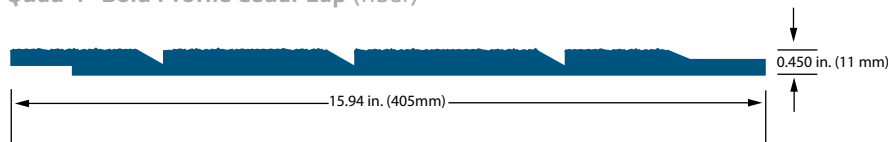
## Choices That Make A Statement

- This extra-wide 16" siding comes in three profiles: Quad 4", Triple 5" and Double 8"
- Pre-primed for exceptional paint adhesion
- 16' length can result in faster installation and fewer seams
- Treated engineered wood fiber substrate

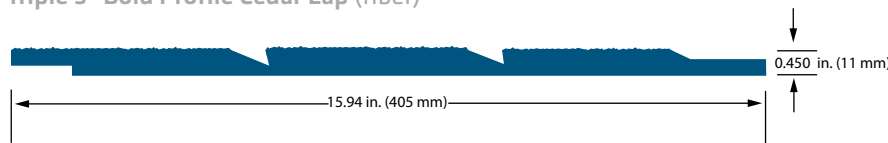


Cedar texture

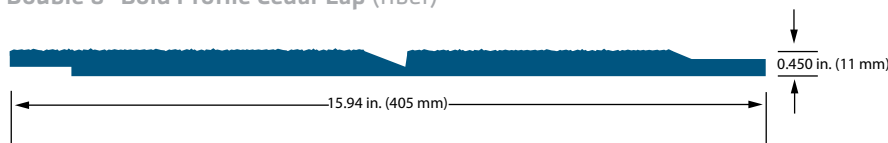
### Quad 4" Bold Profile Cedar Lap (fiber)



### Triple 5" Bold Profile Cedar Lap (fiber)



### Double 8" Bold Profile Cedar Lap (fiber)



| DESCRIPTION                              | LENGTH                   | ACTUAL WIDTH       | ACTUAL THICKNESS  | PID NUMBER |
|--|--------------------------|--------------------|-------------------|------------|
| Quad 4" Bold Profile Cedar Lap (fiber)   | 16ft. (192 in.)(4877 mm) | 15.94 in. (405 mm) | 0.450 in. (11 mm) | 25908      |
| Triple 5" Bold Profile Cedar Lap (fiber) | 16ft. (192 in.)(4877 mm) | 15.94 in. (405 mm) | 0.450 in. (11 mm) | 25910      |
| Double 8" Bold Profile Cedar Lap (fiber) | 16ft. (192 in.)(4877 mm) | 15.94 in. (405 mm) | 0.450 in. (11 mm) | 25911      |

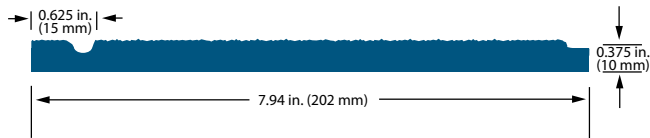
# Colonial Beaded Lap

## Cutting Edge Meets Classical

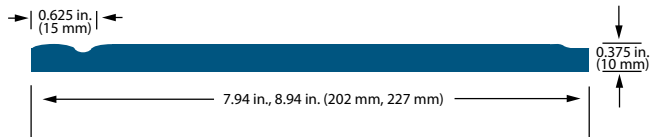
- Colonial Beaded Lap siding endows homes with authentic American style
- Drip lines cast crisp shadows for maximum curb appeal
- Pre-primed for exceptional paint adhesion
- 16' length can result in faster installation and fewer seams
- Treated engineered wood fiber substrate



### Colonial Beaded Cedar Lap (fiber)



### Colonial Beaded Smooth Lap (fiber)



Cedar texture



Smooth finish


| DESCRIPTION                        | LENGTH                   | ACTUAL WIDTH      | ACTUAL THICKNESS  | PID NUMBER |
|------------------------------------|--------------------------|-------------------|-------------------|------------|
| Colonial Beaded Cedar Lap (fiber)  | 16ft. (192 in.)(4877 mm) | 7.94 in. (202 mm) | 0.375 in. (10 mm) | 25904      |
| Colonial Beaded Smooth Lap (fiber) | 16ft. (192 in.)(4877 mm) | 7.94 in. (202 mm) | 0.375 in. (10 mm) | 25903      |
|                                    | 16ft. (192 in.)(4877 mm) | 8.94 in. (227 mm) | 0.375 in. (10 mm) | 25909      |



# Smooth Lap

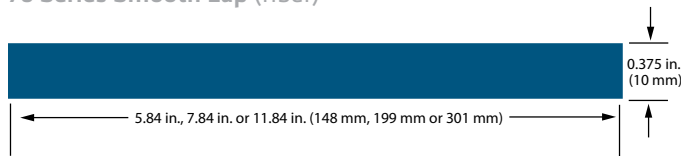
## A Traditional, Subtle Look

- Traditional look that accentuates the architectural features of any home
- Smooth finish for a clean appearance
- Pre-primed for exceptional paint adhesion
- 16' length can result in faster installation and fewer seams
- Treated engineered wood fiber substrate



Smooth finish

### 76 Series Smooth Lap (fiber)



| DESCRIPTION                  | LENGTH                   | ACTUAL WIDTH       | ACTUAL THICKNESS  | PID NUMBER |
|------------------------------|--------------------------|--------------------|-------------------|------------|
| 76 Series Smooth Lap (fiber) | 16ft. (192 in.)(4877 mm) | 5.84 in. (148 mm)  | 0.375 in. (10 mm) | 25919      |
|                              | 16ft. (192 in.)(4877 mm) | 7.84 in. (199 mm)  | 0.375 in. (10 mm) | 25920      |
|                              | 16ft. (192 in.)(4877 mm) | 11.84 in. (301 mm) | 0.375 in. (10 mm) | 25921      |



1: LP SmartSide Lap and Trim

2: LP SmartSide Lap (Colonial Beaded) and Trim

3: LP SmartSide Lap, Cedar Shakes (straight), Trim and Fascia

4: LP SmartSide Lap, Soffit, Trim and Fascia

5: LP SmartSide Lap









# DURABILITY REDEFINED

## Strength Has A New Look

Tough to the core, LP SmartSide Panel Siding is a treated engineered wood product that's more durable, stable and consistent than traditional wood panels. It's easy to recommend for light commercial, shed and residential applications that require a premium look and the toughness to combat extreme weather.





Featured: LP SmartSide Panel, Trim and Fascia



Featured: LP SmartSide Panel (Board and Batten), Cedar Shakes (staggered), Trim and Fascia



Featured: LP SmartSide Panel, Cedar Shakes (staggered), Trim and Fascia



Featured: LP SmartSide Trim, Fascia and Panel with SmartFinish

Please contact your local LP SmartSide sales representative for product availability.

# Cedar Texture Panel

Rated For Structural Use By  
The Engineered Wood Association

- Shiplap edges with advanced bead system for easier alignment
- Pre-primed for exceptional paint adhesion
- Significantly lighter than comparable fiber cement panel
- Strong enough to be nailed directly to stud, making additional sheathing unnecessary in many applications
- Eliminates need for additional bracing on load-bearing walls
- Ideal exterior for homes in areas of high winds or seismic activity
- Treated engineered wood strand substrate

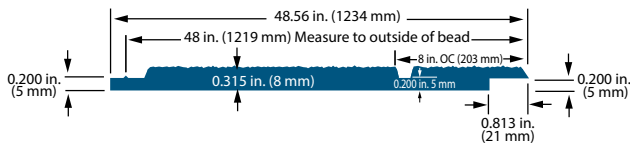
Also available in fiber substrate.

- Not rated for structural use
- Treated engineered wood fiber substrate




Cedar texture

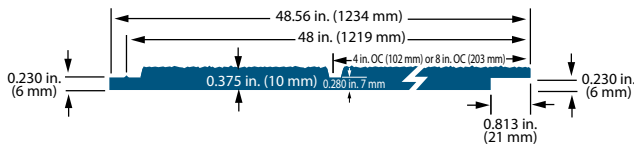
## 38 Series Cedar Panel 8" o.c. (strand)




## 38 Series Cedar Panel - No Groove (strand)



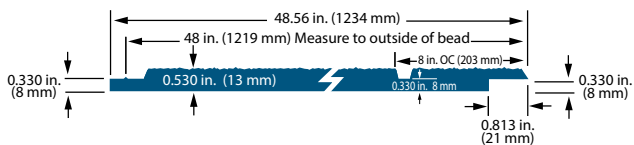
## 76 Series Cedar Panel 4" & 8" o.c. (strand)



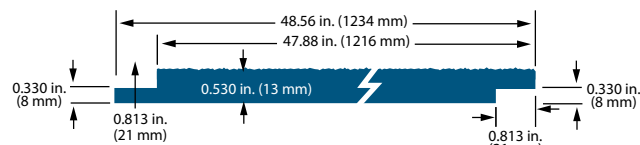
## 76 Series Cedar Panel - No Groove (strand)



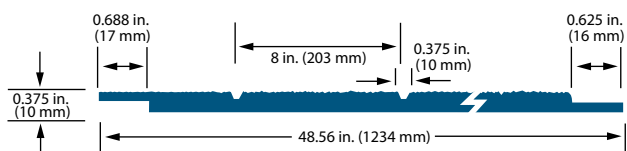
## 190 Series Cedar Panel 8" o.c. (strand)



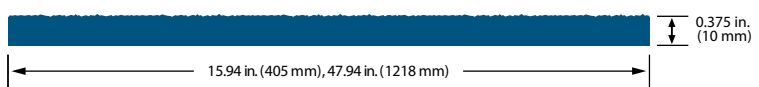
## 190 Series Cedar Panel - No Groove (strand)



## 76 Series Cedar Panel 8" o.c. (fiber)



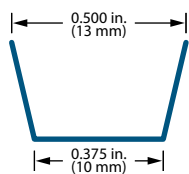
## 76 Series Cedar Panel - Square Edge (fiber)





| DESCRIPTION                                      | LENGTH                   | GROOVE     | GROOVE WIDTH    | ACTUAL WIDTH        | ACTUAL THICKNESS  | PID NUMBER |
|--|--------------------------|------------|-----------------|---------------------|-------------------|------------|
| 38 Series Cedar Panel<br>8" o.c. (strand)        | 6ft. (72 in.)(1829 mm)   | 8 in. o.c. | 3/8 in. (10 mm) | 48.56 in. (1234 mm) | 0.315 in. (8 mm)  | 27805      |
|  | 7ft. (84 in.)(2134 mm)   | 8 in. o.c. | 3/8 in. (10 mm) | 48.56 in. (1234 mm) | 0.315 in. (8 mm)  | 27806      |
|  | 8ft. (96 in.)(2438 mm)   | 8 in. o.c. | 3/8 in. (10 mm) | 48.56 in. (1234 mm) | 0.315 in. (8 mm)  | 25840      |
|  | 9ft. (108 in.)(2743 mm)  | 8 in. o.c. | 3/8 in. (10 mm) | 48.56 in. (1234 mm) | 0.315 in. (8 mm)  | 25843      |
|  | 10ft. (120 in.)(3048 mm) | 8 in. o.c. | 3/8 in. (10 mm) | 48.56 in. (1234 mm) | 0.315 in. (8 mm)  | 25844      |
| 38 Series Cedar Panel -<br>No Groove (strand)    | 8ft. (96 in.)(2438 mm)   | No Groove  | N/A             | 48.56 in. (1234 mm) | 0.315 in. (8 mm)  | 25855      |
| 76 Series Cedar Panel<br>4" and 8" o.c. (strand) | 8ft. (96 in.)(2438 mm)   | 4 in. o.c. | 3/8 in. (10 mm) | 48.56 in. (1234 mm) | 0.375 in. (10 mm) | 25831      |
|  | 9ft. (108 in.)(2743 mm)  | 4 in. o.c. | 3/8 in. (10 mm) | 48.56 in. (1234 mm) | 0.375 in. (10 mm) | 25832      |
|  | 10ft. (120 in.)(3048 mm) | 4 in. o.c. | 3/8 in. (10 mm) | 48.56 in. (1234 mm) | 0.375 in. (10 mm) | 25833      |
|  | 8ft. (96 in.)(2438 mm)   | 8 in. o.c. | 3/8 in. (10 mm) | 48.56 in. (1234 mm) | 0.375 in. (10 mm) | 25848      |
|  | 9ft. (108 in.)(2743 mm)  | 8 in. o.c. | 3/8 in. (10 mm) | 48.56 in. (1234 mm) | 0.375 in. (10 mm) | 25850      |
|  | 10ft. (120 in.)(3048 mm) | 8 in. o.c. | 3/8 in. (10 mm) | 48.56 in. (1234 mm) | 0.375 in. (10 mm) | 25851      |
| 76 Series Cedar Panel -<br>No Groove (strand)    | 8ft. (96 in.)(2438 mm)   | No Groove  | N/A             | 48.56 in. (1234 mm) | 0.375 in. (10 mm) | 25856      |
|  | 9ft. (108 in.)(2743 mm)  | No Groove  | N/A             | 48.56 in. (1234 mm) | 0.375 in. (10 mm) | 25857      |
|  | 10ft. (120 in.)(3048 mm) | No Groove  | N/A             | 48.56 in. (1234 mm) | 0.375 in. (10 mm) | 25858      |
| 190 Series Cedar Panel<br>8" o.c. (strand)       | 8ft. (96 in.)(2438 mm)   | 8 in. o.c. | 3/8 in. (10 mm) | 48.56 in. (1234 mm) | 0.530 in. (13 mm) | 25852      |
|  | 9ft. (108 in.)(2743 mm)  | 8 in. o.c. | 3/8 in. (10 mm) | 48.56 in. (1234 mm) | 0.530 in. (13 mm) | 25853      |
|  | 10ft. (120 in.)(3048 mm) | 8 in. o.c. | 3/8 in. (10 mm) | 48.56 in. (1234 mm) | 0.530 in. (13 mm) | 25854      |
| 190 Series Cedar Panel -<br>No Groove (strand)   | 8ft. (96 in.)(2438 mm)   | No Groove  | N/A             | 48.56 in. (1234 mm) | 0.530 in. (13 mm) | 25859 *    |
|  | 9ft. (108 in.)(2743 mm)  | No Groove  | N/A             | 48.56 in. (1234 mm) | 0.530 in. (13 mm) | 25860 *    |
|  | 10ft. (120 in.)(3048 mm) | No Groove  | N/A             | 48.56 in. (1234 mm) | 0.530 in. (13 mm) | 25861 *    |
| 76 Series Cedar Panel<br>8" o.c. (fiber)         | 8ft. (96 in.)(2438 mm)   | 8 in. o.c. | 3/8 in. (10 mm) | 48.56 in. (1234 mm) | 0.375 in. (10 mm) | 25934      |
|  | 9ft. (108 in.)(2743 mm)  | 8 in. o.c. | 3/8 in. (10 mm) | 48.56 in. (1234 mm) | 0.375 in. (10 mm) | 25935      |
| 76 Series Cedar Panel -<br>Square Edge (fiber)   | 8ft. (96 in.)(2438 mm)   | No Groove  | N/A             | 47.94 in. (1218 mm) | 0.375 in. (10 mm) | 25926      |
|  | 9ft. (108 in.)(2743 mm)  | No Groove  | N/A             | 47.94 in. (1218 mm) | 0.375 in. (10 mm) | 25927      |

**Groove Detail**



\*Special order item. Requires minimum quantity and extended lead times.  
Metric units are rounded to the nearest millimeter.

# Stucco Panel

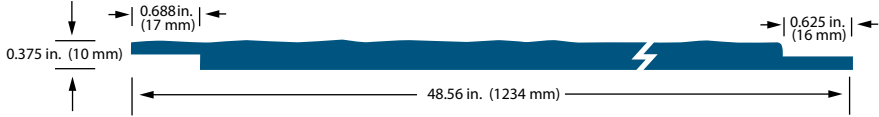
## The Rich Look Of Stucco Made Easy

- The remarkably detailed soft, earthy, hand-troweled effect of stucco on a panel
- Deeply textured and varied from board to board
- Comes in easy-to-install shiplap edge panels
- Available pre-primed
- Not rated for structural use
- Treated engineered wood fiber substrate



Stucco Texture

### Stucco Panel (fiber)



| DESCRIPTION          | LENGTH                  | ACTUAL WIDTH        | ACTUAL THICKNESS  | PID NUMBER |
|----------------------|-------------------------|---------------------|-------------------|------------|
| Stucco Panel (fiber) | 8ft. (96 in.)(2438 mm)  | 48.56 in. (1234 mm) | 0.375 in. (10 mm) | 25912      |
|                      | 9ft. (108 in.)(2743 mm) | 48.56 in. (1234 mm) | 0.375 in. (10 mm) | 25913      |



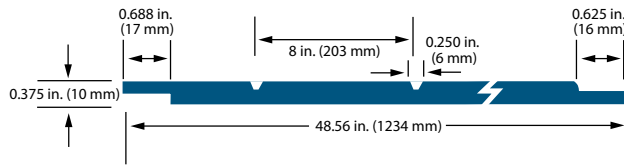
# Smooth Panel

## Designed For Ease And Performance

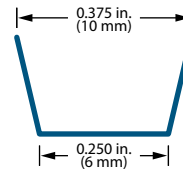
- The shiplap edge makes it easy to install
- Pre-primed for exceptional paint adhesion
- Not rated for structural use
- Smooth finish
- Treated engineered wood fiber substrate



### 76 Series Smooth Panel 8" o.c. (fiber)

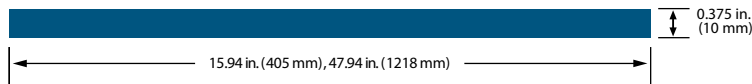


### Groove Detail



Smooth finish

### 76 Series Smooth Panel - Square Edge (fiber)



| DESCRIPTION                                     | LENGTH                  | GROOVE     | GROOVE WIDTH   | ACTUAL WIDTH        | ACTUAL THICKNESS  | PID NUMBER |
|---|-------------------------|------------|----------------|---------------------|-------------------|------------|
| 76 Series Smooth Panel<br>8" o.c. (fiber)       | 8ft. (96 in.)(2438 mm)  | 8 in. o.c. | 1/4 in. (6 mm) | 48.56 in. (1234 mm) | 0.375 in. (10 mm) | 25932      |
| 76 Series Smooth Panel -<br>Square Edge (fiber) | 8ft. (96 in.)(2438 mm)  | No Groove  | N/A            | 47.94 in. (1218 mm) | 0.375 in. (10 mm) | 25926      |
|   | 9ft. (108 in.)(2743 mm) | No Groove  | N/A            | 47.94 in. (1218 mm) | 0.375 in. (10 mm) | 25927      |

# Reverse Board & Batten



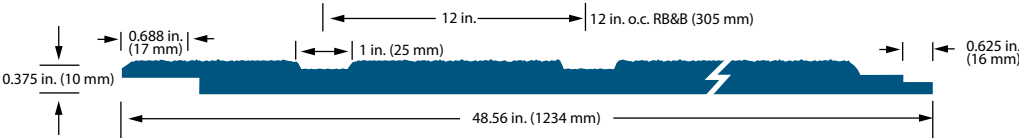
## The Resilient Spirit Of Historic Architecture

- Rustic and cross-sawn texture, this panel features the weathered grain appearance of cedar
- Available in 8' and 9' lengths
- Shiplap edges make it easier to level and apply
- Pre-primed for exceptional paint adhesion
- Not rated for structural use
- Treated engineered wood fiber substrate




Cedar texture

### Reverse Board and Batten Cedar Panel 12" o.c. (fiber)



| DESCRIPTION   | LENGTH                  | GROOVE      | GROOVE WIDTH  | ACTUAL WIDTH        | ACTUAL THICKNESS  | PID NUMBER |
|---|-------------------------|-------------|---------------|---------------------|-------------------|------------|
| Reverse Board and Batten Cedar Panel 12" o.c. (fiber) | 8ft. (96 in.)(2438 mm)  | 12 in. o.c. | 1 in. (25 mm) | 48.56 in. (1234 mm) | 0.375 in. (10 mm) | 25915      |
|   | 9ft. (108 in.)(2743 mm) | 12 in. o.c. | 1 in. (25 mm) | 48.56 in. (1234 mm) | 0.375 in. (10 mm) | 25917      |





1: LP SmartSide Panel | 2: LP SmartSide Panel | 3: LP SmartSide Panel, Trim and Fascia | 4: LP SmartSide Lap, Panel and Trim (Board and Batten)

# THE DETAILS BRING OUT THE BEAUTY

## Creating Your Vision

LP SmartSide Trim & Fascia are the finishing touch that's the first to get noticed. With its smooth or deep cedar-grain texture and variety of widths and thicknesses, you can add custom design accents that take curb appeal to the next level. LP SmartSide Trim is a must-have product for when you want your craftsmanship to stand out on any home, shed or light commercial building.





Featured: LP SmartSide Lap, Panel (Board and Batten), Trim and Fascia



Featured: LP SmartSide Trim, Fascia and Cedar Shakes



Featured: LP SmartSide Lap, Cedar Shakes (staggered), Soffit, Trim and Fascia



Featured: LP SmartSide Lap, Panel, Cedar Shakes (staggered), Soffit, Trim and Fascia


# Cedar Trim

## The Classic Appearance Of Cedar

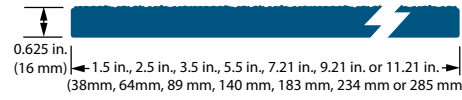
- Interior or exterior use, including corner boards, windows and doors
- Narrow widths save cutting time with no ripped edges to reprime
- Pre-primed for exceptional paint adhesion
- 16' length can result in faster installation and fewer seams
- Treated engineered wood strand substrate



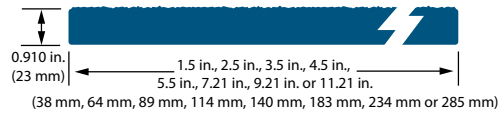
### 190 Series Cedar Trim (strand)



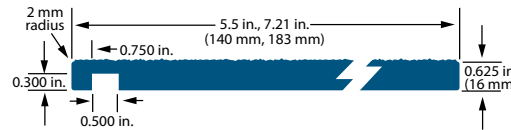
### 440 Series Cedar Trim (strand)



### 540 Series Cedar Trim (strand)



### 440 Series Cedar Ploughed Fascia (strand)



Cedar texture

| DESCRIPTION                               | LENGTH                   | ACTUAL WIDTH       | ACTUAL THICKNESS  | PID NUMBER |
|---|--------------------------|--------------------|-------------------|------------|
| 190 Series Cedar Trim (strand)            | 16ft. (192 in.)(4877 mm) | 2.50 in. (64 mm)   | 0.530 in. (13 mm) | 28448      |
|   | 16ft. (192 in.)(4877 mm) | 3.50 in. (89 mm)   | 0.530 in. (13 mm) | 28450      |
|   | 16ft. (192 in.)(4877 mm) | 5.50 in. (140 mm)  | 0.530 in. (13 mm) | 28452      |
| 440 Series Cedar Trim (strand)            | 16ft. (192 in.)(4877 mm) | 1.50 in. (38 mm)   | 0.625 in. (16 mm) | 25877      |
|   | 16ft. (192 in.)(4877 mm) | 2.50 in. (64 mm)   | 0.625 in. (16 mm) | 25878      |
|   | 16ft. (192 in.)(4877 mm) | 3.50 in. (89 mm)   | 0.625 in. (16 mm) | 25880      |
|   | 16ft. (192 in.)(4877 mm) | 5.50 in. (140 mm)  | 0.625 in. (16 mm) | 25882      |
|   | 16ft. (192 in.)(4877 mm) | 7.21 in. (183 mm)  | 0.625 in. (16 mm) | 25883      |
|   | 16ft. (192 in.)(4877 mm) | 9.21 in. (234 mm)  | 0.625 in. (16 mm) | 25884      |
|   | 16ft. (192 in.)(4877 mm) | 11.21 in. (285 mm) | 0.625 in. (16 mm) | 25885      |
|   | 16ft. (192 in.)(4877 mm) | 11.21 in. (285 mm) | 0.625 in. (16 mm) | 25885      |
| 540 Series Cedar Trim (strand)            | 16ft. (192 in.)(4877 mm) | 1.50 in. (38 mm)   | 0.910 in.(23 mm)  | 25886      |
|   | 16ft. (192 in.)(4877 mm) | 2.50 in. (64 mm)   | 0.910 in.(23 mm)  | 25887      |
|   | 16ft. (192 in.)(4877 mm) | 3.50 in. (89 mm)   | 0.910 in.(23 mm)  | 25888      |
|   | 16ft. (192 in.)(4877 mm) | 4.50 in. (114 mm)  | 0.910 in.(23 mm)  | 25889 *    |
|   | 16ft. (192 in.)(4877 mm) | 5.50 in. (140 mm)  | 0.910 in.(23 mm)  | 25890      |
|   | 16ft. (192 in.)(4877 mm) | 7.21 in. (183 mm)  | 0.910 in.(23 mm)  | 25891      |
|   | 16ft. (192 in.)(4877 mm) | 9.21 in. (234 mm)  | 0.910 in.(23 mm)  | 25892      |
|   | 16ft. (192 in.)(4877 mm) | 11.21 in. (285 mm) | 0.910 in.(23 mm)  | 25893      |
|   | 16ft. (192 in.)(4877 mm) | 11.21 in. (285 mm) | 0.910 in.(23 mm)  | 25893      |
| 440 Series Cedar Ploughed Fascia (strand) | 16ft. (192 in.)(4877 mm) | 5.50 in. (140 mm)  | 0.625 in. (16 mm) | 27240      |
|   | 16ft. (192 in.)(4877 mm) | 7.21 in. (183 mm)  | 0.625 in. (16 mm) | 27819      |



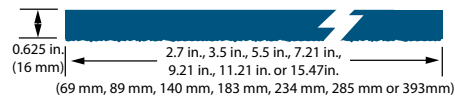
# Reversible Trim

## Two Great Looks In One

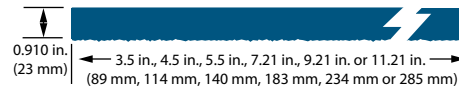
- The natural look of cedar on one side and smooth on the other
- Interior or exterior use, including corner boards, windows and doors
- Pre-primed for exceptional paint adhesion
- 16' length can result in faster installation and fewer seams
- Treated engineered wood fiber substrate



### 440 Series Reversible Trim (fiber)



### 540 Series Reversible Trim (fiber)



| DESCRIPTION                        | LENGTH                   | ACTUAL WIDTH       | ACTUAL THICKNESS  | PID NUMBER |
|------------------------------------|--------------------------|--------------------|-------------------|------------|
| 440 Series Reversible Trim (fiber) | 16ft. (192 in.)(4877 mm) | 2.70 in. (69 mm)   | 0.625 in. (16 mm) | 25940 *    |
|                                    | 16ft. (192 in.)(4877 mm) | 3.50 in. (89 mm)   | 0.625 in. (16 mm) | 25941      |
|                                    | 16ft. (192 in.)(4877 mm) | 5.50 in. (140 mm)  | 0.625 in. (16 mm) | 25942      |
|                                    | 16ft. (192 in.)(4877 mm) | 7.21 in. (183 mm)  | 0.625 in. (16 mm) | 25943      |
|                                    | 16ft. (192 in.)(4877 mm) | 9.21 in. (234 mm)  | 0.625 in. (16 mm) | 25944      |
|                                    | 16ft. (192 in.)(4877 mm) | 11.21 in. (285 mm) | 0.625 in. (16 mm) | 25945      |
|                                    | 16ft. (192 in.)(4877 mm) | 15.47 in. (393 mm) | 0.625 in. (16 mm) | 38445      |
| 540 Series Reversible Trim (fiber) | 16ft. (192 in.)(4877 mm) | 3.50 in. (89 mm)   | 0.910 in. (23 mm) | 25946      |
|                                    | 16ft. (192 in.)(4877 mm) | 4.50 in. (114 mm)  | 0.910 in. (23 mm) | 25947      |
|                                    | 16ft. (192 in.)(4877 mm) | 5.50 in. (140 mm)  | 0.910 in. (23 mm) | 25948      |
|                                    | 16ft. (192 in.)(4877 mm) | 7.21 in. (183 mm)  | 0.910 in. (23 mm) | 25949      |
|                                    | 16ft. (192 in.)(4877 mm) | 9.21 in. (234 mm)  | 0.910 in. (23 mm) | 25950      |
|                                    | 16ft. (192 in.)(4877 mm) | 11.21 in. (285 mm) | 0.910 in. (23 mm) | 25951      |



Smooth finish



Cedar texture



*1: LP SmartSide Lap, Panel (Board and Batten), Trim and Fascia*

*2: LP SmartSide Lap and Trim*

*3: LP SmartSide Soffit, Trim and Fascia*

*4: LP SmartSide Panel and Trim (Board and Batten)*

*5: LP SmartSide Lap and Trim*









# GET THE RIGHT LOOK FROM EVERY ANGLE


## An Innovative Alternative To MDO, Plywood, Vinyl Or Metal Vents

When you use LP SmartSide Soffit on your projects, people will notice your attention to every detail. You'll get the same wood grain or smooth look that matches other LP SmartSide products in a soffit that's pre-cut to the width you need. Vented soffits are also available with precisely cut, bug-resistant vents that exceed most building code requirements.





*Featured: LP SmartSide Lap, Panel, Soffit, Trim and Fascia*



*Featured: LP SmartSide Soffit and Trim*



*Featured: LP SmartSide Soffit, Trim and Fascia*



*Featured: LP SmartSide Lap, Soffit, Trim and Fascia*

# Cedar Texture Soffit

## The Finishing Touch

- The perfect alternative to MDO and plywood soffits
- Cut-to-width eliminates time spent ripping full sheets
- 38 Series engineered for closed soffit applications
- The 76 Series and 190 Series are ideal for use as the starter course for roofs with exposed eaves
- Treated engineered wood strand substrate


Also available in fiber substrate.

- Not rated for exposed eave applications
- Engineered for closed soffit applications
- Treated engineered wood substrate




Cedar texture


38 Series 4'x8' Cedar Soffit (strand)




38 Series Cedar Soffit - Cut-to-Width (strand)



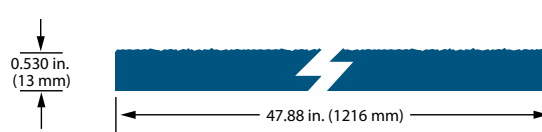
76 Series 4'x8' Cedar Soffit (strand)



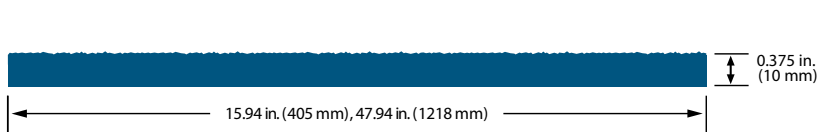
76 Series Cedar Soffit - Cut-to-Width (strand)



190 Series 4'x8' Cedar Soffit (strand)



76 Series Cedar Soffit (fiber)




| DESCRIPTION                                    | LENGTH                   | ACTUAL WIDTH        | ACTUAL THICKNESS  | PID NUMBER |
|--|--------------------------|---------------------|-------------------|------------|
| 38 Series 4'x8' Cedar Soffit (strand)          | 8ft. (96 in.)(2438 mm)   | 47.88 in. (1216 mm) | 0.315 in. (8 mm)  | 25813      |
| 76 Series 4'x8' Cedar Soffit (strand)          | 8ft. (96 in.)(2438 mm)   | 47.88 in. (1216 mm) | 0.375 in. (10 mm) | 25814      |
| 190 Series 4'x8' Cedar Soffit (strand)         | 8ft. (96 in.)(2438 mm)   | 47.88 in. (1216 mm) | 0.530 in. (13 mm) | 25816      |
| 38 Series Cedar Soffit - Cut-to-Width (strand) | 16ft. (192 in.)(4877 mm) | 11.94 in. (303 mm)  | 0.315 in. (8 mm)  | 25805      |
|  | 16ft. (192 in.)(4877 mm) | 15.94 in. (405 mm)  | 0.315 in. (8 mm)  | 25806      |
|  | 16ft. (192 in.)(4877 mm) | 23.94 in. (608 mm)  | 0.315 in. (8 mm)  | 25807      |
| 76 Series Cedar Soffit - Cut-to-Width (strand) | 16ft. (192 in.)(4876 mm) | 11.94 in. (303 mm)  | 0.375 in. (10 mm) | 25808      |
| 76 Series Cedar Soffit (fiber)                 | 8ft. (96 in.)(2438 mm)   | 47.94 in. (1218 mm) | 0.375 in. (10 mm) | 25926      |
|  | 9ft. (108 in.)(2743 mm)  | 47.94 in. (1218 mm) | 0.375 in. (10 mm) | 25927      |
|  | 16ft. (192 in.)(4877 mm) | 15.94 in. (405 mm)  | 0.375 in. (10 mm) | 28756      |



# Vented Soffit

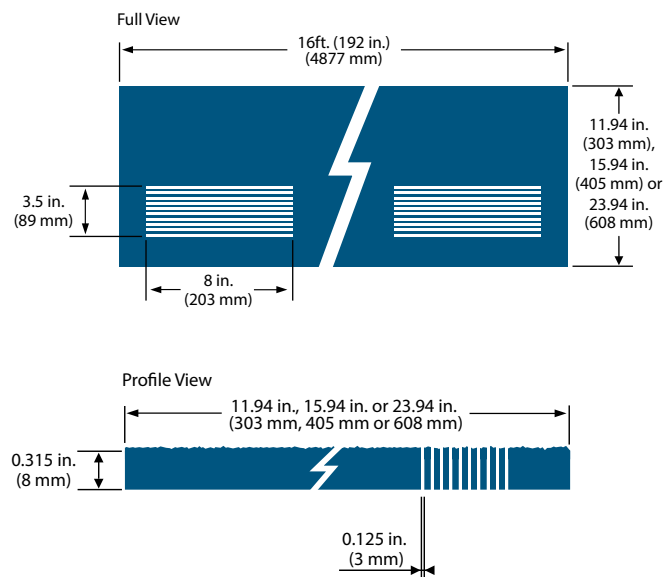
## Engineered To Cut Out Problems

- The perfect alternative to MDO, plywood or hand-installed metal vents
- Precisely cut vents offer 10 square inches of ventilation per linear foot, making it easier to meet code requirements while adding architectural beauty
- Designed to minimize paint build-up and promote continuous airflow
- Vents are as small as International Building Codes allow (1/8"), to keep hornets and bees out
- Eliminates time spent ripping full sheets
- Treated engineered wood strand substrate



Cedar texture

### 38 Series Vented Cedar Soffit – Cut-to-Width (strand)




| DESCRIPTION   | LENGTH                   | ACTUAL WIDTH       | ACTUAL THICKNESS | PID NUMBER |
|---|--------------------------|--------------------|------------------|------------|
| 38 Series Vented Cedar Soffit – Cut-to-Width (strand) | 16ft. (192 in.)(4877 mm) | 11.94 in. (303 mm) | 0.315 in. (8 mm) | 25822      |
|   | 16ft. (192 in.)(4877 mm) | 15.94 in. (405 mm) | 0.315 in. (8 mm) | 25824      |
|   | 16ft. (192 in.)(4877 mm) | 23.94 in. (608 mm) | 0.315 in. (8 mm) | 25823      |


# Smooth Soffit

## The Perfect Match

- Installs quickly and easily
- Pre-primed for exceptional paint adhesion
- Smooth finish
- Treated engineered wood fiber substrate



### 76 Series Smooth Soffit (fiber)



Smooth finish

| DESCRIPTION                     | LENGTH                  | ACTUAL WIDTH        | ACTUAL THICKNESS  | PID NUMBER |
|---------------------------------|-------------------------|---------------------|-------------------|------------|
| 76 Series Smooth Soffit (fiber) | 8ft. (96 in.)(2438 mm)  | 47.94 in. (1218 mm) | 0.375 in. (10 mm) | 25930      |
|                                 | 9ft. (108 in.)(2743 mm) | 47.94 in. (1218 mm) | 0.375 in. (10 mm) | 25931      |





1: LP SmartSide Soffit and Trim | 2: LP SmartSide Soffit and Trim | 3: LP SmartSide Lap and Soffit

# MAKE A BOLD FIRST IMPRESSION



## New Home

Every homeowner wants a custom look that they can take pride in. They want a style that helps differentiate their new home from the one next door. LP® SmartSide® products give builders and architects the ability to design a signature look with a wow-factor that leaves a lasting impression. Plus you can rest assured that your new homes will continue to impress homeowners with lasting beauty and easy maintenance for decades to come.

[LPSmartSide.com/Applications/NewHome](https://LPSmartSide.com/Applications/NewHome)

## Popular Choices For New Homes:

- LP SmartSide Lap Siding
- LP SmartSide Cedar Shakes
- LP SmartSide Trim and Fascia
- LP SmartSide Soffit



# CHANGE IS BEAUTIFUL



## Remodel

LP SmartSide products can help give any home a new life with their beautiful selection of styles and profiles. They easily transform homes from boring to bold with their rich cedar-grain texture. When you start using LP SmartSide products, it's easy to see why homeowners love them and professional remodelers love to work with them.

### Popular Choices For Remodeling:

- LP SmartSide Lap Siding
- LP SmartSide Cedar Shakes
- LP SmartSide Trim and Fascia
- LP SmartSide Soffit

[UpsideToSmartSide.com](http://UpsideToSmartSide.com)

# SO MUCH MORE THAN A SHED



## Outdoor Building Solutions

LP® Outdoor Building Solutions® treated engineered wood products feature innovations that help offer more value to customers. With innovations like SilverTech® for a brighter and cooler interior and SmartFinish® for a durable, attractive appearance, LP Outdoor Building Solutions gives you quality you can see inside and out.

[LPShed.com](http://LPShed.com)

## Popular Choices For Outdoor Buildings:

- LP® SmartSide® Panel Siding
- LP SmartSide Panel Siding with SilverTech
- LP SmartSide Panel Siding with SmartFinish
- LP SmartSide Lap Siding
- LP ProStruct® Floor with SmartFinish
- LP ProStruct Roof with SilverTech
- LP SmartSide Trim and Fascia



# PRO-GRADE DURABILITY & BEAUTY

## Light Commercial

Light commercial buildings put any exterior cladding to the test, but few can withstand the increased demands and come out looking as beautiful as LP SmartSide. LP SmartSide Panel and Lap Siding are fast becoming a popular choice for building owners who want the extraordinary curb appeal of wood-grain texture. It's a welcome alternative to metal cladding that's making the light commercial landscape more beautiful every day.

[LPSmartSide.com/Applications/LightCommercial](https://LPSmartSide.com/Applications/LightCommercial)

### Popular Choices For Light Commercial:

- LP SmartSide Panel Siding
- LP SmartSide Lap Siding
- LP SmartSide Trim and Fascia
- LP SmartSide Soffit

# START STRONG WITH LP BUILDING PRODUCTS

## LP® SolidStart® Laminated Strand Lumber (LSL)

LP SolidStart LSL installs like traditional lumber but surpasses it in strength and consistency. It's strong, straight and ideal for a variety of applications. Long lengths and uniform dimensions reduce jobsite waste, and low moisture content reduces shrinkage.

## LP® TopNotch® Sub-Flooring

LP TopNotch Sub-Flooring features a line of performance OSB sub-flooring available in three options to fit any building project.

## LP® FlameBlock® Fire-Rated OSB Sheathing

LP FlameBlock Fire-Rated OSB Sheathing has structural design values equal to standard sheathing in the same performance category. ICC-certified (ESR-1365) per AC264 with a Class A and 30-minute Flame Spread Rating (ASTM E84), it combines fire resistance and impressive structural performance in a single panel.

## LP® TechShield® Radiant Barrier Sheathing

The original, #1 brand of radiant barrier sheathing, LP TechShield Radiant Barrier Sheathing reduces monthly cooling costs by blocking up to 97% of the radiant heat in the panel from emitting into a home's attic, lowering attic temperatures by up to 30° F.

[LPCorp.com](http://LPCorp.com)

Cal. Prop 65 Warning: Use of this product may result in exposure to wood dust, known to the State of California to cause cancer.

©2015 Louisiana-Pacific Corporation. All rights reserved. SFI is a registered trademark of Sustainable Forestry Initiative, Inc. SmartGuard is a registered trademark of Louisiana-Pacific Corporation. All other trademarks are owned by Louisiana-Pacific Corporation. Specifications subject to change without notice.

LPZB0720 10/15